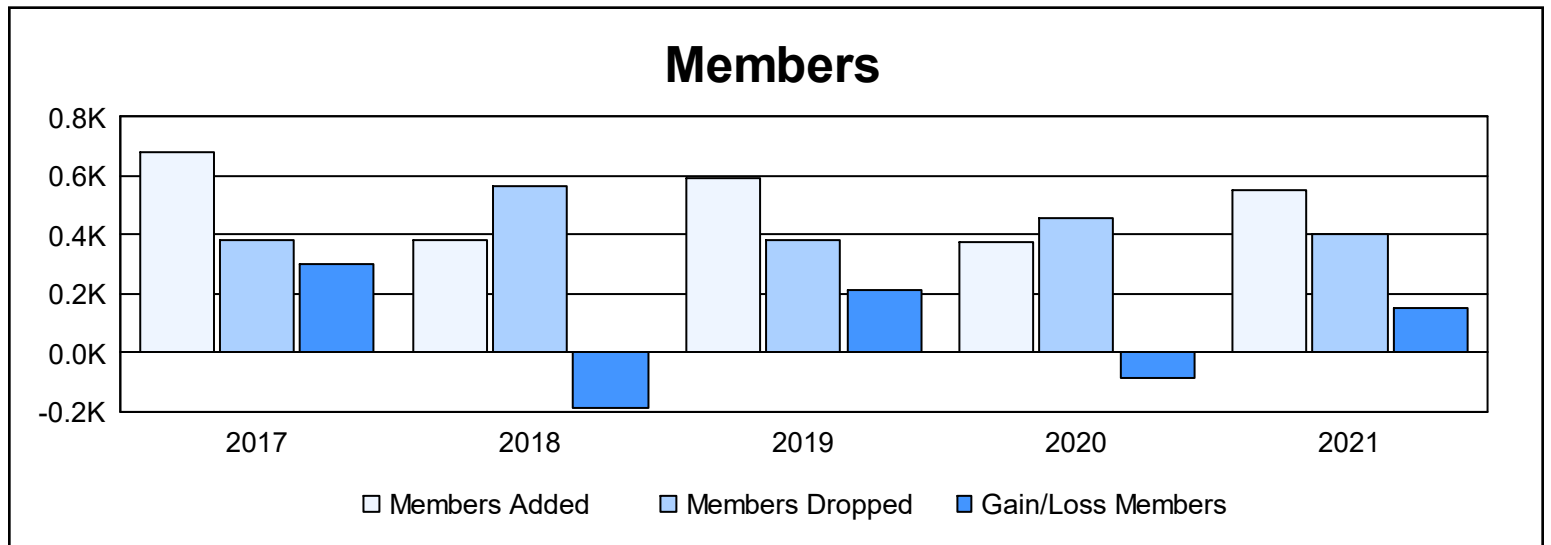
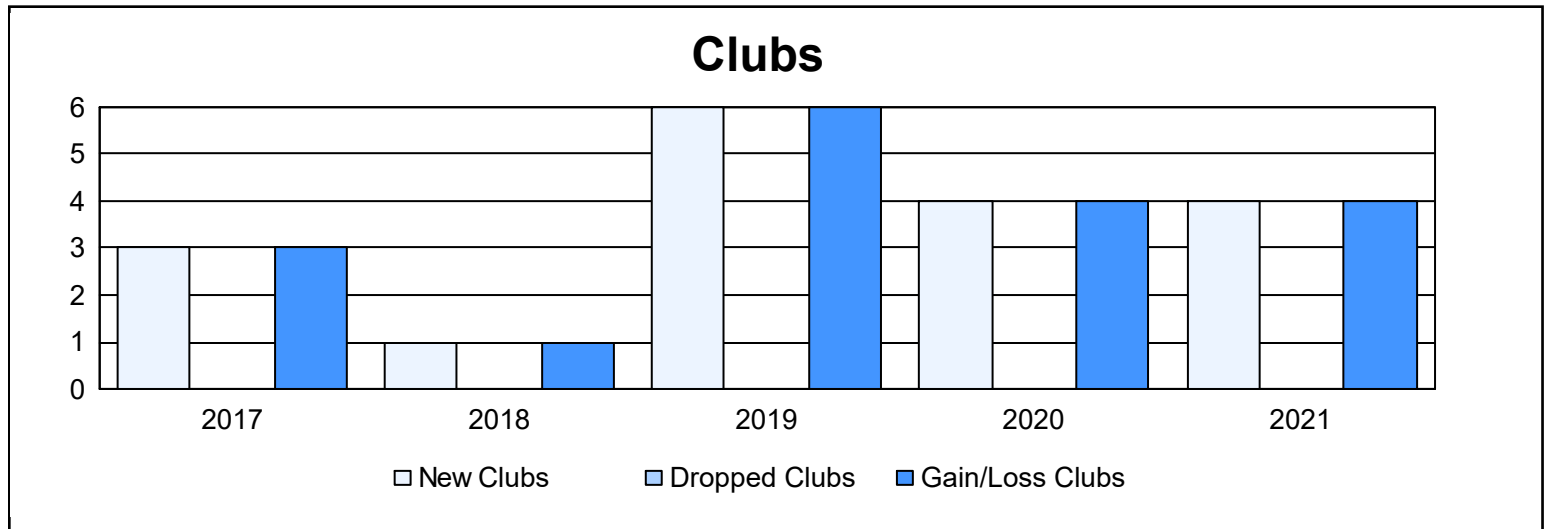
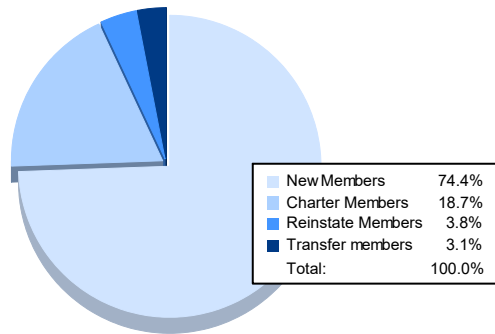


Year	New Clubs	Dropped Clubs	Gain/ Loss Clubs	New Members	Charter Members	Reinstate Members	Transfer Members	Total Member Added	Total Members Dropped	Gain/ Loss Members
2016-2017	3	0	3	566	80	26	7	679	381	298
2017-2018	1	0	1	306	43	29	2	380	565	-185
2018-2019	6	0	6	422	139	22	11	594	379	215
2019-2020	4	0	4	257	92	5	19	373	459	-86
2020-2021	4	0	4	410	103	21	17	551	401	150
<b>Average</b>	<b>4</b>	<b>0</b>	<b>4</b>	<b>392</b>	<b>91</b>	<b>21</b>	<b>11</b>	<b>515</b>	<b>437</b>	<b>78</b>



### Membership Composition June 2021 Cumulative



### Gender Composition June 2021 Cumulative

